

T8 LED INTEGRATED TUBE SERIES

INTEGRATED DESIGN WITH LINK BASE, EASY FOR INSTALLATION

T8 LED Integrated Tube

(Integrated Design with Link Base, Easy For Installation)

- ☒ DLC/ETL Certificates Brighter
- ☒ double-rowed LED chips design
- ☒ Easy for installation Milky PC lens
- ☒ for eye comfort Environmentally
- ☒ friendly without mercury 5 Years
- ☒ Warranty, Rated for 50,000 hours



Product Specification

Input Voltage	AC100-277V	THD	<20%
PF	>0.9	Material	Aluminum+PC
CRI	>80	Operation Temperature	-30°C to 65°C
CCT	5000K	Environment	Dry, Damp
Base Type	Easy Link	Rated Lifetime	50,000 hours
Viewing Angle	180°	Certification	DLC ETL CE RoHS

T8 LED INTEGRATED TUBE SERIES

INTEGRATED DESIGN WITH LINK BASE, EASY FOR INSTALLATION

Product Dimension



Length A	2FT 23.43	4FT 47.44	5FT 59.25	6FT 69.69	8FT 93.50
(inch) B	inch	inch 1.38	inch 1.38	inch 1.38	inch 1.38
(inch) C	1.38inch	inch 1.30	inch 1.30	inch 1.30	inch 1.30
(inch)	1.30inch	inch	inch	inch	inch

Order Details

Item No. ZS-T8-	Power	Lumen (lm)	Triac Dim	Length	ETL	DLC
60P8FT-INT2(5000k)-FN	60W	7800	No	8FT	Yes	No
ZS-T8-60P8FT-INT2(5000k)-FT	60W	7800	Yes	8FT	Yes	Yes

T8 LED INTEGRATED TUBE SERIES


INTEGRATED DESIGN WITH LINK BASE, EASY FOR INSTALLATION

Product Structure



✓ **Strict Quality Control System** ---- Each tubes must be 100% inspected before delivery

Every led tube passes High temperature testing; High-Low Input testing; switch testing; pressure testing; electric leakage testing; lightning stroke testing and aging testing for 6 hours.

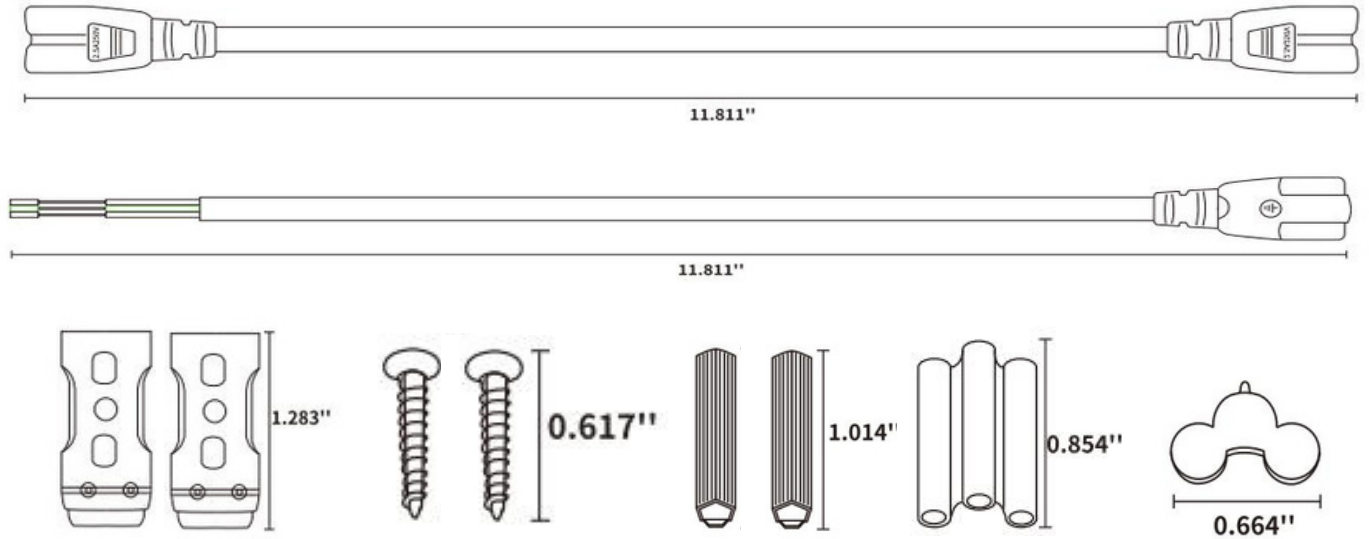


T8 LED INTEGRATED TUBE SERIES

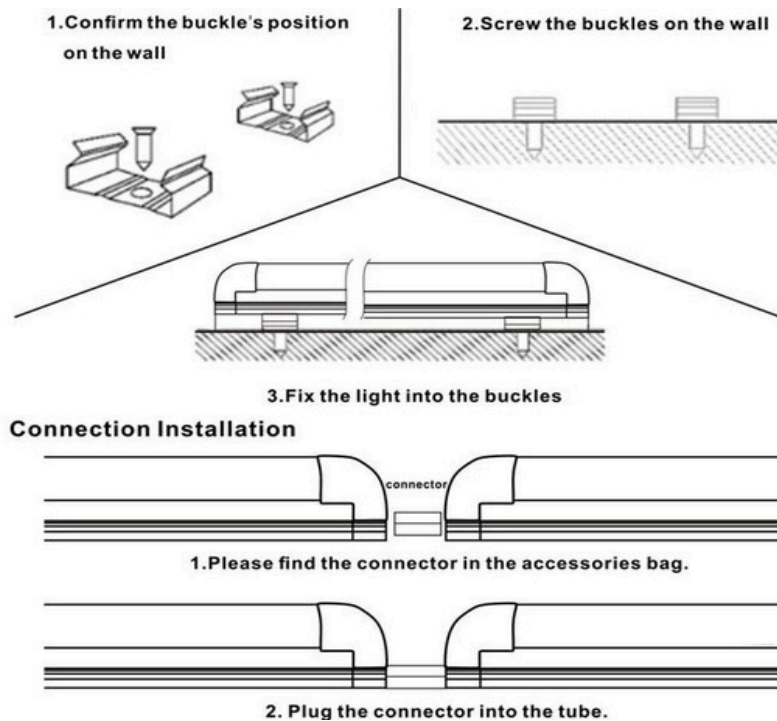
INTEGRATED DESIGN WITH LINK BASE, EASY FOR INSTALLATION

Installation Instructions

1. Standard accessories included as:







2. Installation instruction:



T8 LED INTEGRATED TUBE SERIES

INTEGRATED DESIGN WITH LINK BASE, EASY FOR INSTALLATION

3. Packing:



Dimension	PCS/CTN	One Carton Size / mm	One Carton Size / inch	G.W / one CTN
1.2m / 4FT	25	1240x210x215 mm	48.81x8.27x8.46 inch	8.40KG
2.4m / 8FT	20	2410x210x190 mm	94.66x8.27x7.48 inch	12.70KG



Thick Carton



Paperboard on the top





Good Package

Application



T8 LED Tube Integrated Project in Florida, America



T5 LED Tube Integrated Project in Zhongshan, China

T8 LED INTEGRATED TUBE SERIES

INTEGRATED DESIGN WITH LINK BASE, EASY FOR INSTALLATION

CAUTIONS

- Please read the product specification carefully first to confirm that the working environment is in line with the condition on the specification before it is used.
- Please confirm the input voltage and frequency before use.
- The light must be installed by professional personnel.
- If the power cord and case of the products are damaged, it will be regarded as disqualified product and should not be used.
- Dangerous high voltage. Non professional personnel should not repair.
- If external soft cable or wire of the product is damaged, the wire should be replaced by manufacturer or service agent or personnel with similar qualification to avoid danger.