

# VAPOR TIGHT LINEAR LED FIXTURE

## DESCRIPTION

- Noonlight VTR series of LED vapor tight fixtures are IP65 rated, offers an excellent choice to provide long lasting lighting solution for your cold storage, car wash, agricultural or other lighting application that requires durable lighting fixtures that are protected from the elements. Products are made of durable plastic housings with a frosted polycarbonate lens and provide a wide beam spread of light.
- Stainless steel clips allow for Toolless Entry into housing



2FT

4FT

8FT



## FEATURES

- Up To 130lm/w @4000k.
- Class P Programmable Led Driver, Power Adjustable.
- Cri > 80,cct Tunable, Available In 3000K, 3500K, 4000K and 5000K, According To The ANSI Standard, CRI > 90 Is An option
- Minimize Stock, 1 Sku Can Cover Max. Of 16 Models
- An Auxiliary Output To Connect To Low Voltage  
Motion sensor /zigbee/bluetooth Or Other lot Network
- 5-100% 0-10V Dimmable, Flicker Free
- Low Voltage/mains Voltage Occupancy Sensor
- Emergency Battery Pack
- L70>50,000hrs, 5 Years Warranty

## HOUSING

- High-impact polycarbonate frosted lens

## MOUNTING

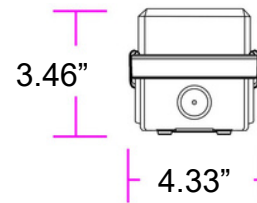
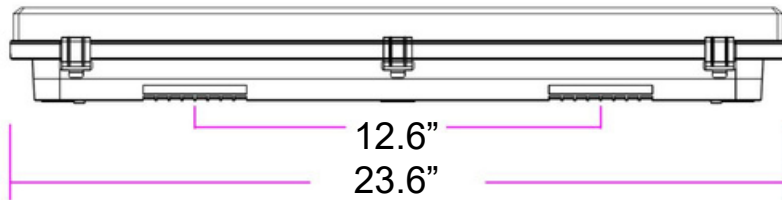
- Surface Mounted, Suspended Mounted

## CERTIFICATE

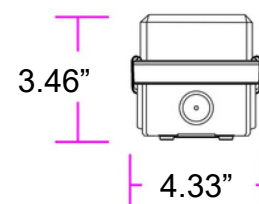

- ETL Listed: UL 1598 Suitable For Damp & Wet Locations
- IESNA LM79 & LM-80 Testing: LED Luminaires Have Been Tested By An Independent Laboratory In Accordance
- DLC: With IESNA LM-79 and LM-80.  
Low Bay-Premium  
High Bay-Premium  
Stairwell-Premium  
Linear Ambient-  
Standard

# DIMENSION

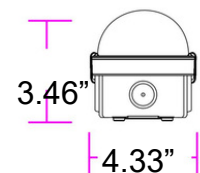
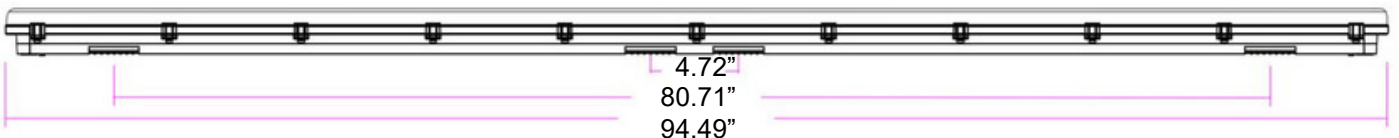
2FT : L23.6IN x W4.33IN x H3.46IN



4FT : L47.24IN x W4.33IN x H3.46IN



8FT : L94.49IN x W4.33IN x H3.46IN



# SPECIFICATION

ETL	Input Voltage	Default / Max Wattage	Lens	CCT	Rated Efficacy	Rated Lumen	Viewing Angle		
YES	120-277VAC/ 120-347VA	30W	Frosted Lens	3000K 3500K 4000K 5000K Tunable	130LM/W	3900LM	120°	Low Bay-Premium Stairwell-Premium  Ambient-Standard	Linear
		25W				3250LM			
		18W				2340LM			
		12W				1560LM			
YES	120-277VAC/ 120-347VA	50W	Frosted Lens	3000K 3500K 4000K 5000K Tunable	130LM/W	6500LM	120°	Low Bay-Premium Stairwell-Premium  Ambient-Standard	Linear
		40W				5200LM			
		35W				4550LM			
		25W				3250LM			
YES	120-277VAC/ 120-347VA	80W	Frosted Lens	3000K 3500K 4000K 5000K Tunable	130LM/W	4510040LM	120°	Low Bay-Premium High Bay-Premium Stairwell-Premium  Ambient-Standard	Linear
		70W				9100LM			
		60W				7800LM			
		45W				5850LM			

Power Adjustable, Color Tuning, 4FT Linear LED STRIP Fixture ① Wattages can be preset to any wattages lower than its max power. 4 wattages are available. Adjustable on fields. ② Color tuning is an optional function. 3 CCTs are available. Tunable on fields.

Remark: No Power Adjustable and Color Tunable version are also available, please contact us @sales@noonlighting.com for more details.

# SPECIFICATION

ETL	Input Voltage	Default / Max Wattage	Lens	CCT	Rated Efficacy	Rated Lumen	Viewing Angle	Rated
YES	120-277VAC/ 120-347VA	30W	Frosted Lens	3000K 3500K 4000K 5000K Tunable	160LM/W	4800LM	120°	Low Bay-Premium Stairwell-Premium Linear Ambient-Standard
		25W				4000LM		
		18W				2880LM		
		12W				1920LM		
YES	120-277VAC/ 120-347VA	40W	Frosted Lens	3000K 3500K 4000K 5000K Tunable	160LM/W	8000LM	120°	Low Bay-Premium Stairwell-Premium Linear Ambient-Standard
		30W				6400LM		
		24W				5600LM		
		15W				4000LM		
YES	120-277VAC/ 120-347VA	80W	Frosted Lens	3000K 3500K 4000K 5000K Tunable	160LM/W	12800LM	120°	Low Bay-Premium High Bay-Premium Stairwell-Premium Linear Ambient-Standard
		70W				11200LM		
		60W				9600LM		
		45W				7200LM		

Power Adjustable, Color Tuning, 4FT Linear LED STRIP Fixture ① Wattages can be preset to any wattages lower than its max power. 4 wattages are available. Adjustable on fields. ② Color tuning is an optional function. 3 CCTs are available. Tunable on fields.

Remark: No Power Adjustable and Color Tunable version are also available, please contact us @sales@noonlighting.com for more details.

# PACKAGE

## THE PACKAGE KIT INCLUDE

Size	L	W	H	CBM	QTY	Net Weight/Ctn		Gross Weight/Ctn	
					/CTN	lbs	kg	lbs	kg
2FT	655	315	275	0.57	4				
4FT	1225	399	230	0.11	6 (No foam)				
4FT	1245	300	265	0.099	4				
8FT	2445	315	275	0.212	4				
8FT	2435	255	230	0.132	4 (No foam)				

Size	20GP		40GP		40HQ	
	With Pallet	Without Pallet	With Pallet	Without Pallet	With Pallet	Without Pallet

# OCCUPANCY SENSOR

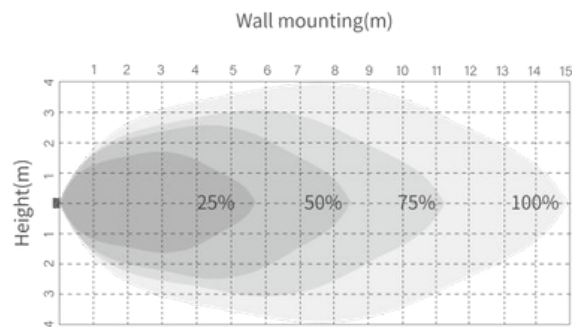
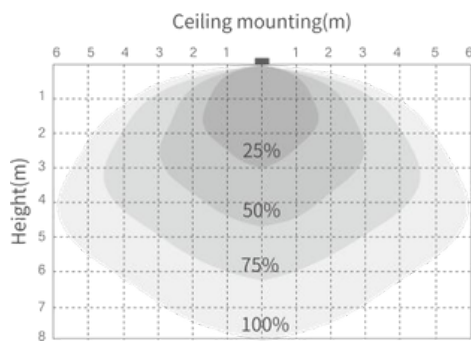


Microwave  
Motion  
Sensor



Remote Controller

## DETECTION PATTERN



## SPECIFICATION

- 5.8Ghz C-Band Microwave.
- Input Voltage: 12 - 24V DC.
- Input Current: ≥25ma.
- \*1~10V DC. Output Signal.
- Super Compact, Flexible To Be Integrated Into Any Suitable Fixtures.
- Detection Range Up To 12min Diameter.
- Mounting Height: 3~6m.
- Operation Temperature: -20°C~+ 70°C.

## DEFAULT SETTING/SETTING

- Default Setting/Setting
- Sensitivity: 100% / 25%, 50%, 75%, 100%
- Daylight Sensor: Disable / 2lux, 10lux, 25lux, 50lux, 100lux, 300lux, Disable, Ambient Learn
- Hold Time: 5min / 3s, 30s, 90s, 5min, 10min, 30min
- Twilight Time: Infinite / 10s, 5min, 10min, 30min, 1h, Infinite

# EMERGENCY PACK

## SPECIFICATION

---

Input Voltage:100~277Vac/347Vac  
50/60Hz , Input Current:100mA max.

Input Power Rating:7W max.

Output Voltage:25V~230Vdc

Emergency Power:30W max.

Recharge Time:24Hrs

Discharge Time: 1.5H ≥


Warranty:5 Years

Ambient Temp:Li-ion:32~122°F(0~50°C)

Ni-MH: 41~149°F(5~65°C)

Weight:0.908 lbs(0.41kg)

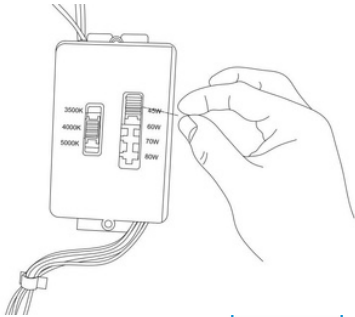
Surge Protection:Line-Neutral 3KV



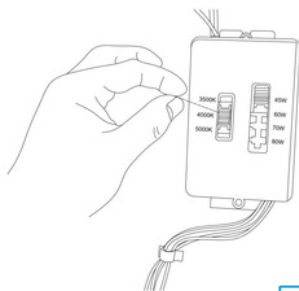
# EMERGENCY PACK

## FIELD ADJUSTABLE

How To Change The Wattage & Cct In This Fixture



Power Adjustable Slide Switch Position				
Size/Position	0	1	2	3
2FT	12W	18W	25W	30W
4FT	25W	35W	40W	50W
8FT	45W	60W	70W	80W



CCT Tunable Slide Switch Position	
Position	CCT
0	3000K(Opton)
1	3500K
2	4000K
3	5000K