

RETROFIT DOWNLIGHT



Lumens Depot Foam's LED Downlight is a cost-effective and versatile lighting solution designed to fit most 6" recessed can-style housings. Featuring a smooth trim and adjustable torsion springs, it ensures easy installation and a secure, stable fit.

With Triac dimming and five selectable CCT options, it allows for customizable lighting to suit a variety of environments, including multi-family residences, retail spaces, offices, and more. Built for durability, it includes a flicker-free driver and an efficient aluminum heat sink for optimal thermal management.

Engineered for long-lasting performance, this downlight provides a reliable and energy-efficient lighting solution for a wide range of indoor applications.

Product Features

- Up to 70lm/W
- 15 Watt
- Adjustable CCT
- Available in 6"
- Triac dimming
- 100° Beam Angle
- White housing with Baffle
- Input Voltage 120VAC
- ETL & ES listed
- 5-year warranty

RETROFIT DOWNLIGHT

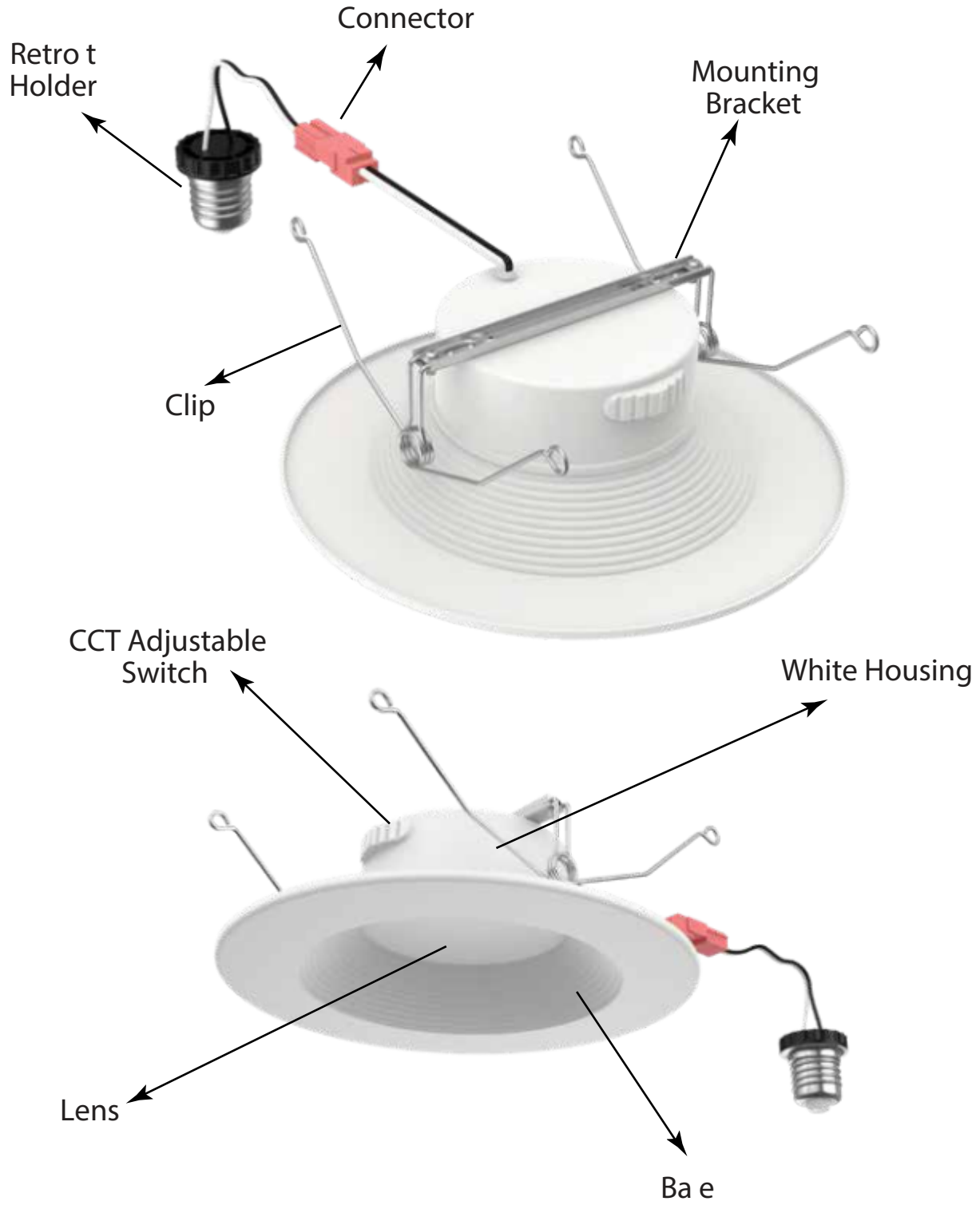
| WATT | MAX LUMENS | ADJ. CCT | INPUT VOLTAGE | CRI | SIZE | LIGHT SPREAD | CONSTRUCTION | DIMMING | CERTIFICATIONS |
|------|------------|--------------------------|---------------|-----|------|--------------|--------------|----------------|----------------|
| 15W | 1050 | 2700K/3K/ 3500K/4K/5K | 120V | >90 | 6" | 100° | Aluminum+PC | Triac Dimmable | ETL & ES |

Specifications

| Parameter | Description | Value |
|---------------------|-------------------------|---------------------------------------|
| General Performance | Model # | DL207BT-6-15W-5CCT-R90-0001 (Baffle) |
| | Watt | 15W |
| | Max Lumen | 1050 |
| | Lumen Efficacy | Up to 70LM/W |
| | Color Temperature | 2700K / 3000K / 3500K / 4000K / 5000K |
| | CRI (Ra) | >90 |
| | Light Spread | 100o |
| Electrical | Diffuser Type | PC Lens |
| | Input Voltage | 120Vac |
| | Frequency | 60Hz |
| | Dimming | Triac Dimmable |
| | Power Factor | ≥0.9 |
| | Driver Surge Protection | Yes, Surge protection voltage 500V |
| Physical | Flicker Percent | 6.5% |
| | Operating Temperature | -20oC to 40oC |
| | Operating Humidity | RH90% |
| | Storage Temperature | -40oC to 60oC |
| | Storage Humidity | RH90% |
| | LED Brand | HongLi |
| | LED Type | SMD2835 |
| Qualification | LED QTY | 28 Pcs |
| | Construction | Aluminum |
| | Housing Color | White with Baffle |
| Qualification | IP Rating | Wet Location |
| | Warranty | 5 Years |

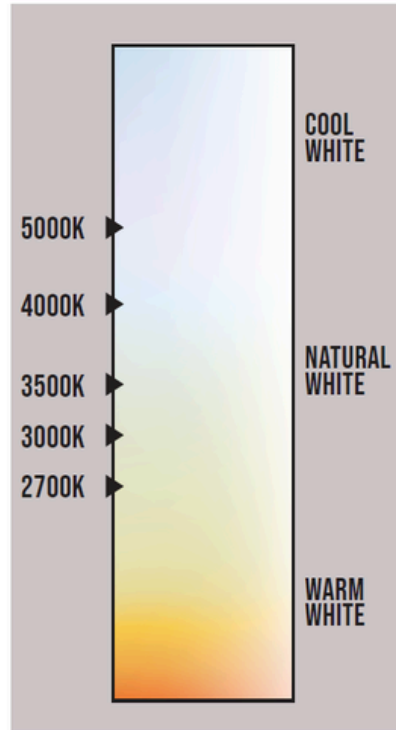
RETROFIT DOWNLIGHT

Product Appearance

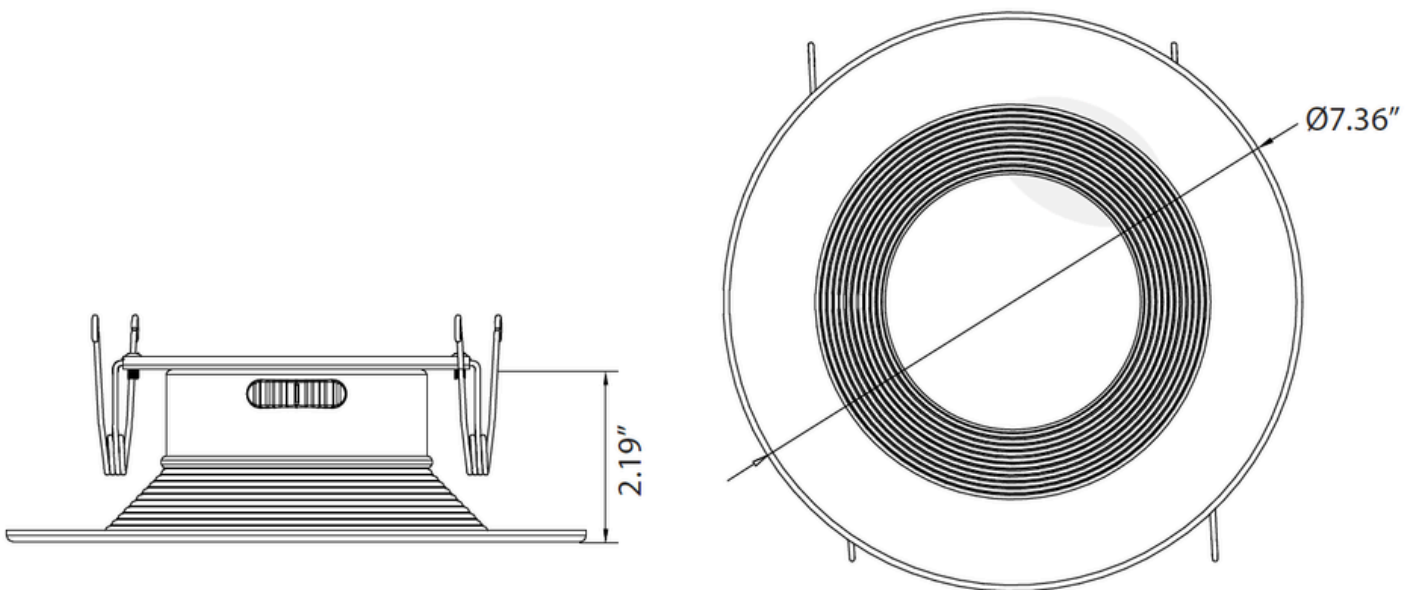


RETROFIT DOWNLIGHT

Correlated Color Temperature (CCT)



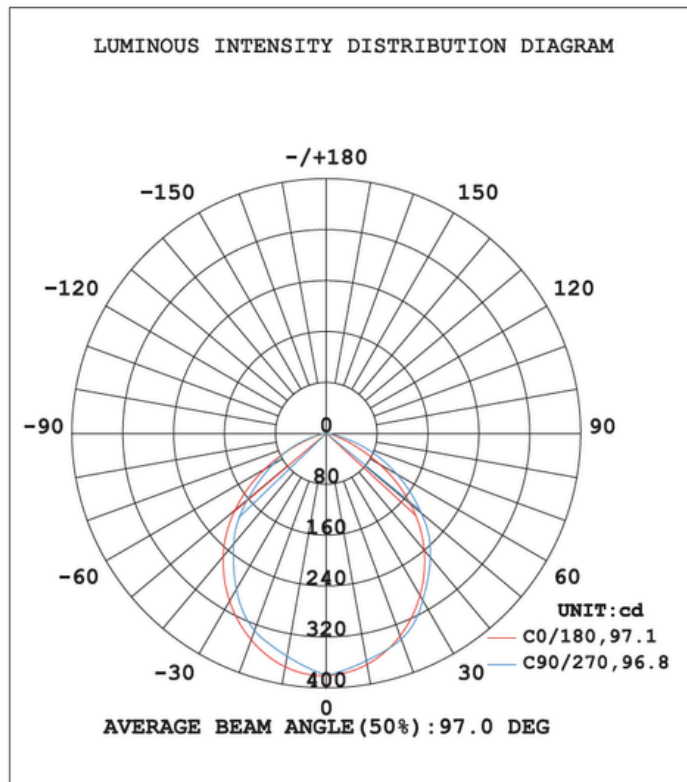

Product Dimension



RETROFIT DOWNLIGHT

Test Report

Flux out:585.5 lm



RETROFIT DOWNLIGHT

Installation

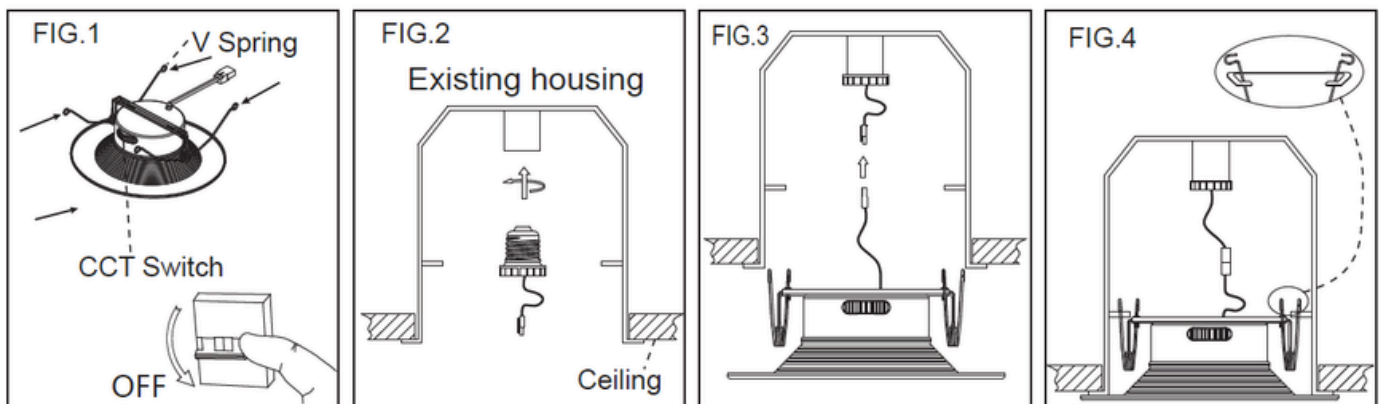
SAFETY INFORMATION:

1. Read all instructions before beginning. Save these instructions for future use.
2. To reduce the risk of fire, electric shock, or injury to persons, pay close attention to this manual and stay within its guidelines when using this product.
3. Installation of this fixture requires knowledge of recessed lighting luminaires and their electric systems. If not qualified or uncertain, do not attempt installation. Contact a qualified electrician.
4. Supply conductors (power wiring) connecting the fixture must be rated for a minimum of 90°C(194°F).
5. Do not make or alter any open holes in wiring enclosures, nor in any electrical components during installation.
6. Do not alter, relocate, or remove wiring, lamp holders, power supply, or any other electrical component.
7. To prevent wiring damage or abrasion, do not expose wiring to edges of sheet metal or other sharp objects.
8. To avoid electrical shock, do not turn on fixture with missing or damaged lens.
9. This downlight is suitable for use in wet locations and is rated Type IC.
10. There are no serviceable parts inside of the LED module.

CAUTION:

These retrofit luminaires are designed to install in standard 4" and 5"-6" recessed downlight housing only. Do not attempt to alter for other size or purpose. Before beginning installation, confirm housing compatibility by checking the interior of the housing for a manufacturer's part number and specifications; or measure the diameter of the housing. The recessed housing must have a minimum measured inside diameter of 5-1/4" and a maximum measured inside diameter of 6-3/4". Turn power off before starting installation.

5-6 Inch LED Retrofit Downlight



RETROFIT DOWNLIGHT

Installation

Installation For 5-6 Inch (See FIG.1-4):

1. Turn off the power supply, and take the CCT switch to your position.
2. If install into 6" can housings, no adjusting the V spring are need. Go to step 3.
If install into 5" can housing: Adjusting the V spring is suited to the housing. Then, Go to step3. (FIG.1)
3. Thread the socket adapter into the socket. (FIG.2).
4. Plug the female connector of the retrofit trim onto the male connector of the socket adapter assembly. (FIG.3)
5. Squeeze both V spring arms together and insert into the V spring slots of the can. Tuck all wires into the can and carefully push the retrofit downlight into can housing (FIG.4)

Installation For 4" (See FIG.5-8):

1. Turn off the power supply and take the CCT switch to your position (FIG.5).
Thread the socket adapter into the socket. (FIG.6)
- Plug the female connector of the retrofit trim onto the male connector of the socket adapter assembly. (FIG.7)
- Squeeze both the spring arms together and insert into the spring slots of the can. Tuck all wires into the can and carefully push the retrofit downlight into can housing (FIG.8)

Dimming Information:

This product is suitable for use in dimming circuit. For 5-100% light control, use with a compatible dimmer.

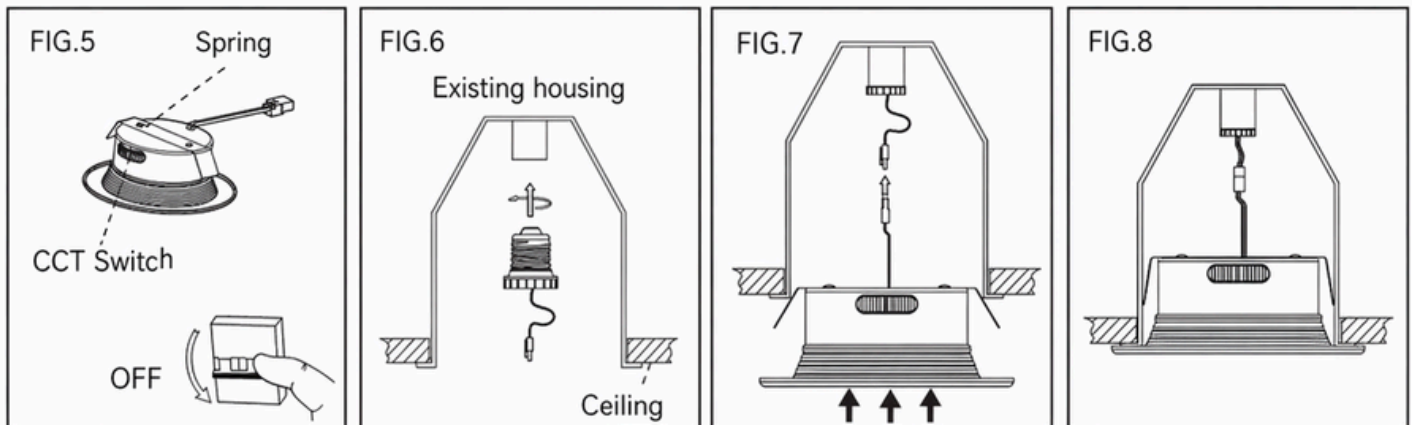
Compatible dimmers include most standard dimmers, such as Lutron:

SCL-153P, DVCL-153P, MACL-153MR-WH,

TG-600PH-LA, MACL-153ME, DV-600P

Leviton: CL-6674, CL-6672, CL-6683, IPL06, 153M-ES

4 Inch LED Retrofit Downlight:



RETROFIT DOWNLIGHT

Packaging

| Box Type | Box Dimenstions | Qty | Net Weight | Gross Weight |
|-----------|-------------------------|------------|------------|--------------|
| Outer Box | 21.26" x 18.11" x 8.85" | 12 Pcs/Box | 5.02LBS | 7.52LBS |

Application Images



RETROFIT DOWNLIGHT

Application Images

