

DESIGNER TROFFER LIGHT



Lumens Depot Foam's LED Designer Square Troffers offer a perfect combination of elegance and efficiency, delivering uniform illumination with superior energy savings. Designed with a refined, modern appearance, these fixtures serve as an excellent upgrade from traditional T5, T8, or T12 fluorescent lighting.

Featuring advanced back-lit technology and a low-profile design, they provide even light distribution with minimal glare, creating a comfortable and visually appealing environment. Suitable for both narrow and standard drop ceilings, these troffers are easy to install and built for long-lasting performance.

With excellent light uniformity and integrated safety features such as built-in earthquake clips, they ensure both reliability and peace of mind. The lightweight aluminum frame allows for convenient one-person installation, making them a practical and stylish solution for a wide range of commercial and interior spaces.

Product Features

- Up to 110 lm/W
- 40 Watt
- 4000K CCT
- 0-10V Dimmable
- 120° Beam Angle
- White housing
- Built-in earthquake clips
- Input Voltage 100-277VAC
- ETL listed
- 5-year warranty

DESIGNER TROFFER LIGHT

WATT	MAX LUMENS	CCT	INPUT VOLTAGE	CRI	SIZE	LIGHT SPREAD	CONSTRUCTION	DIMMING	CERTIFICATIONS
40W	5000	4000K	100-277V	>80	2x2	120°	Aluminum+PC	0-10V	ETL

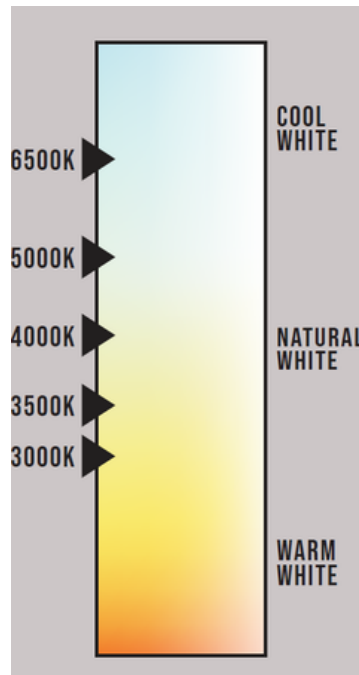
SKU: 151397

Specifications

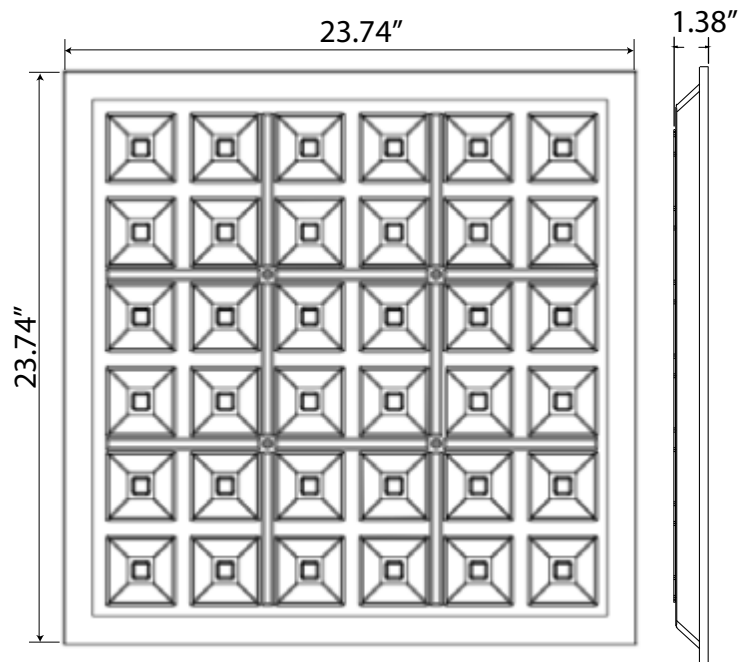
Parameter	Description	Value
General Performance	Model #	BLT-GL2*2-F40-40K
	Watt	40W
	Max Lumen	5000
	Lumen Efficacy	Up to 110LM/W
	Color Temperature	4000K
	CRI (Ra)	>80
	Light Spread	120o
	Diffuser Type	PC
Electrical	Input Voltage	110-277VAC
	Frequency	50/60 Hz
	Dimming	0-10V Dimmable
	Power Factor	>0.95
	THD	<10%
	Operating Temperature	-20oC to 45oC
	Construction	Aluminum
	Housing Color	White
Qualification	IP Rating	IP40
	Warranty	5 Year

DESIGNER TROFFER LIGHT

Correlated Color Temperature (CCT)

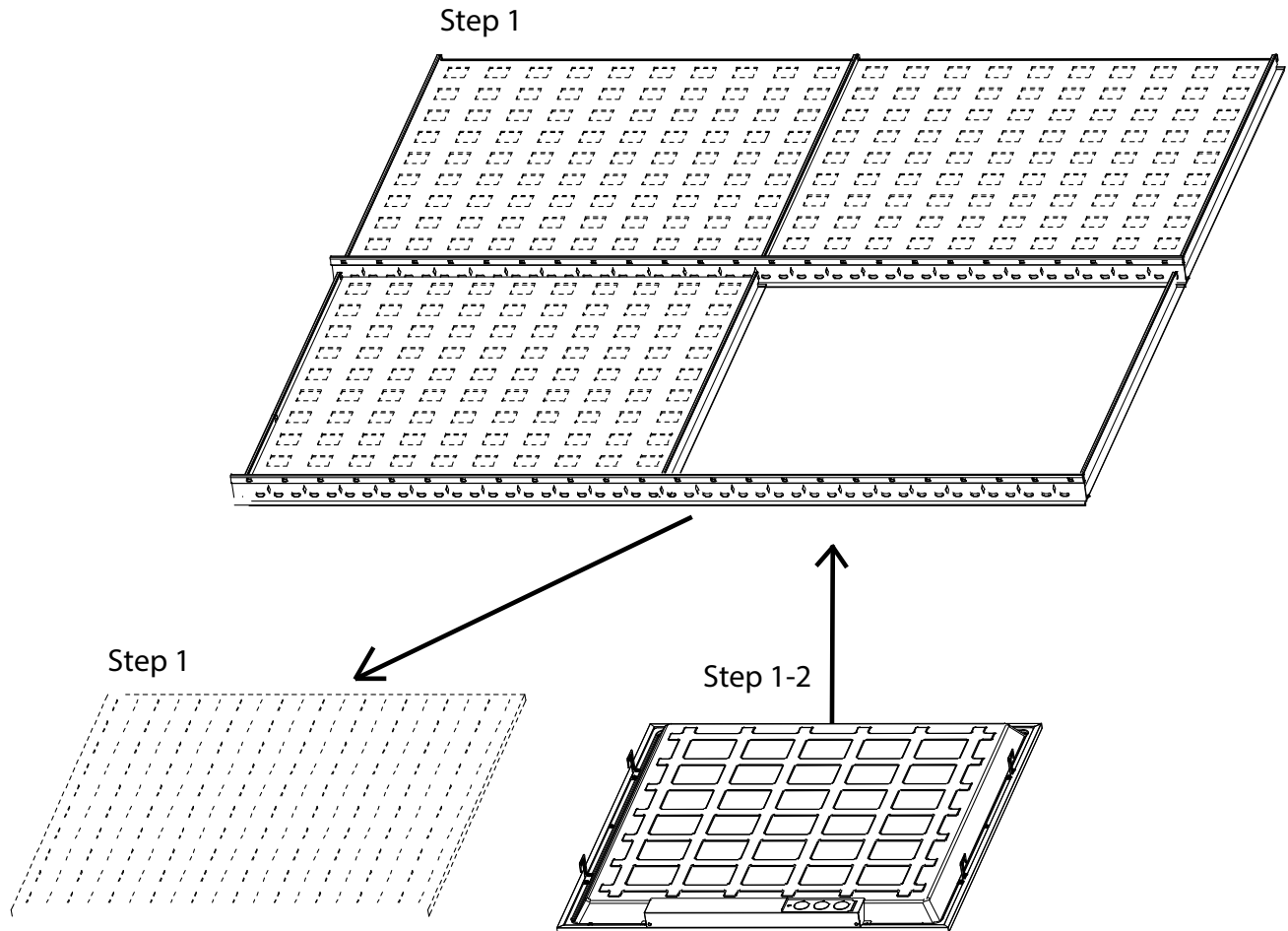


Dimensions



DESIGNER TROFFER LIGHT

Installation



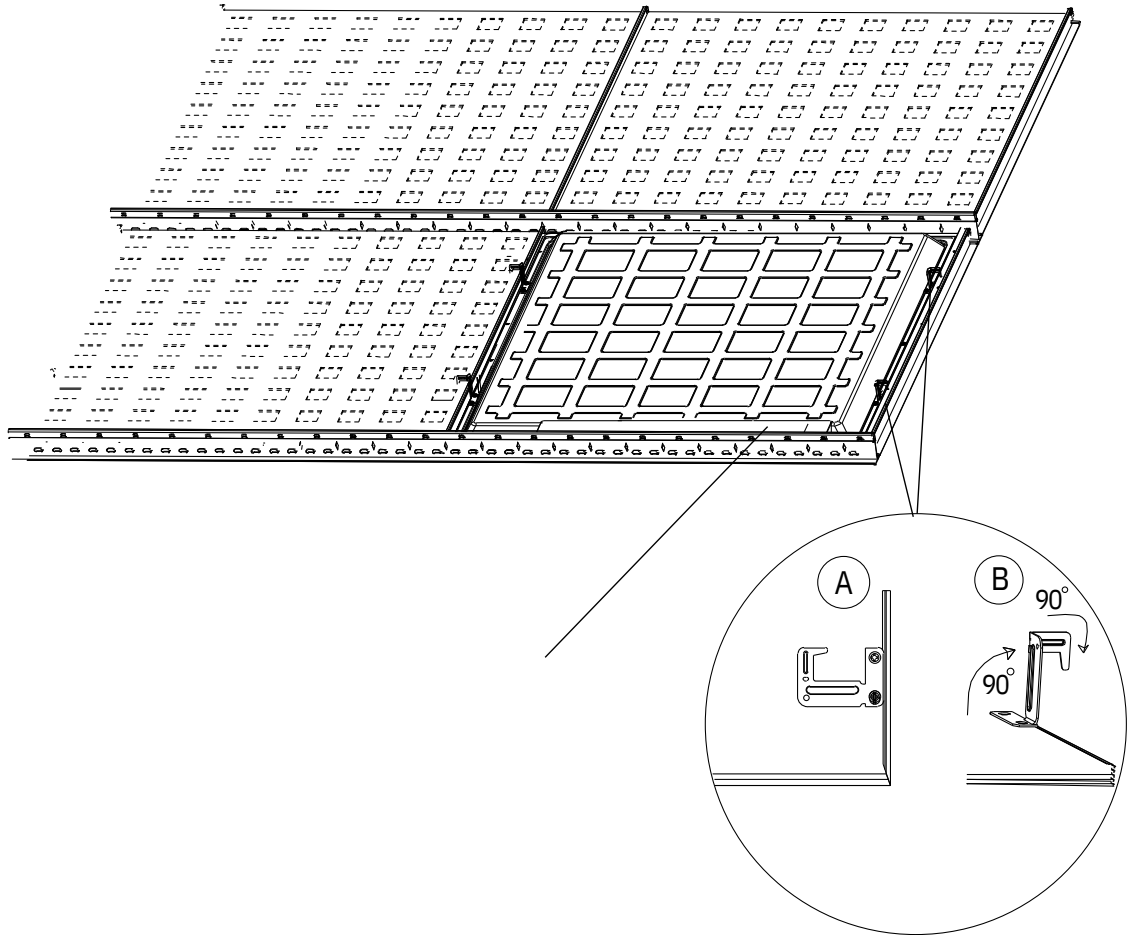
Step 1: Make sure of all the power is o before installing. Remove the one ceiling tile that you need to install light xture on. Then place the light xture on the T-bar carefully and make sure it is correctly in place and secure.

Warning

Make sure all the power is o before installation.
All the installations are required to be done by professionals.

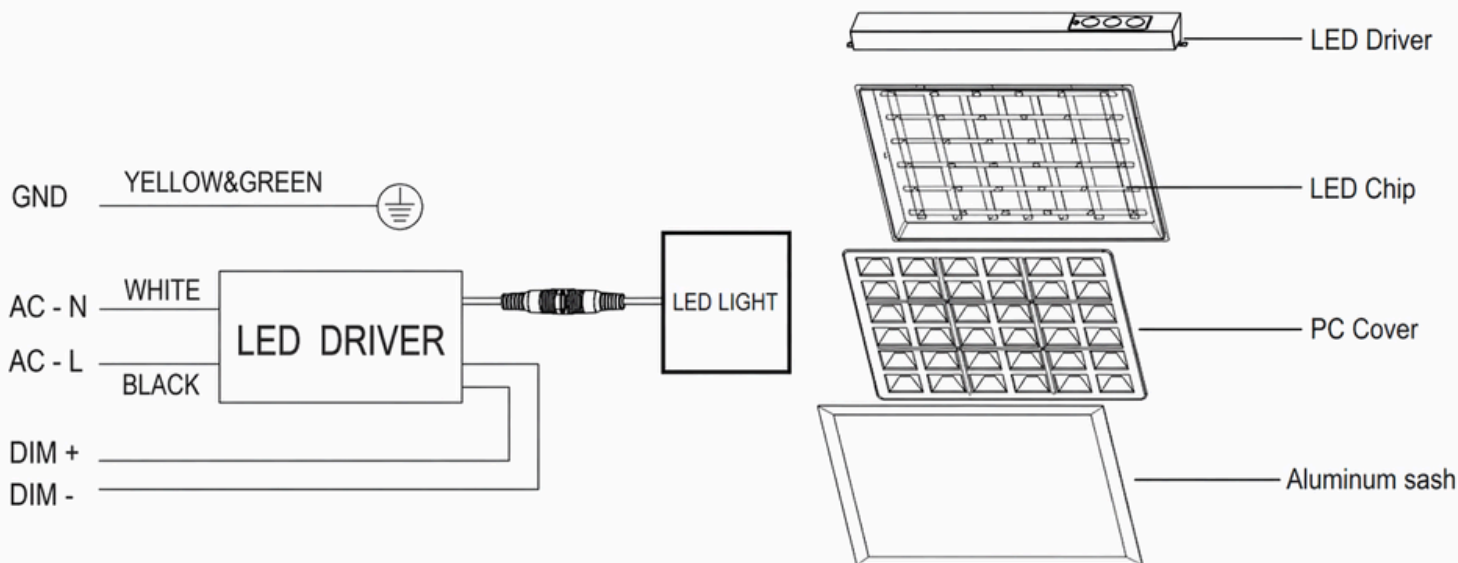
DESIGNER TROFFER LIGHT

Installation



DESIGNER TROFFER LIGHT

Wiring



Packaging

	Size	Box Dimension	Qty	Net Weight	Gross Weight
	2' x 2'	24.8" X 6.7" X 24.8"	4 Pcs/Box	16.2LBS	19.5LBS

DESIGNER TROFFER LIGHT

Application Picture

Application

